

SITE PLAN GENERAL NOTES

1. SEE CIVIL & LANDSCAPE DRAWINGS FOR FULL SCOPE OF HARDSCAPE ELEMENTS, PAVING, AND SITE WALLS
2. SEE CIVIL & STRUCTURAL DRAWINGS FOR SCOPE OF SITE DEMOLITION
3. SEE STRUCTURAL DRAWINGS FOR EXTENT OF GRANDSTAND REPAIR.
4. SEE ELECTRICAL DRAWINGS FOR SITE LIGHTING.

0
A201 A010
ARCHITECTURAL SITE PLAN
1/32" = 1'-0"

GRAPHIC SCALE - 1/32" = 1'-0"
0 32'-0" 64'-0" 96'-0"

VMDO ARCHITECTS

200 E MARKET STREET
CHARLOTTESVILLE, VA 22902
P 434.296.5684 F 434.296.4496
www.vmdo.com

DRAWING NOT FOR CONSTRUCTION

Issues and Revisions

NO.	SUBMITTAL	DATE
1	90% Construction Documents	12.19.2014



CITY OF LYNCHBURG

LYNCHBURG CITY STADIUM IMPROVEMENTS

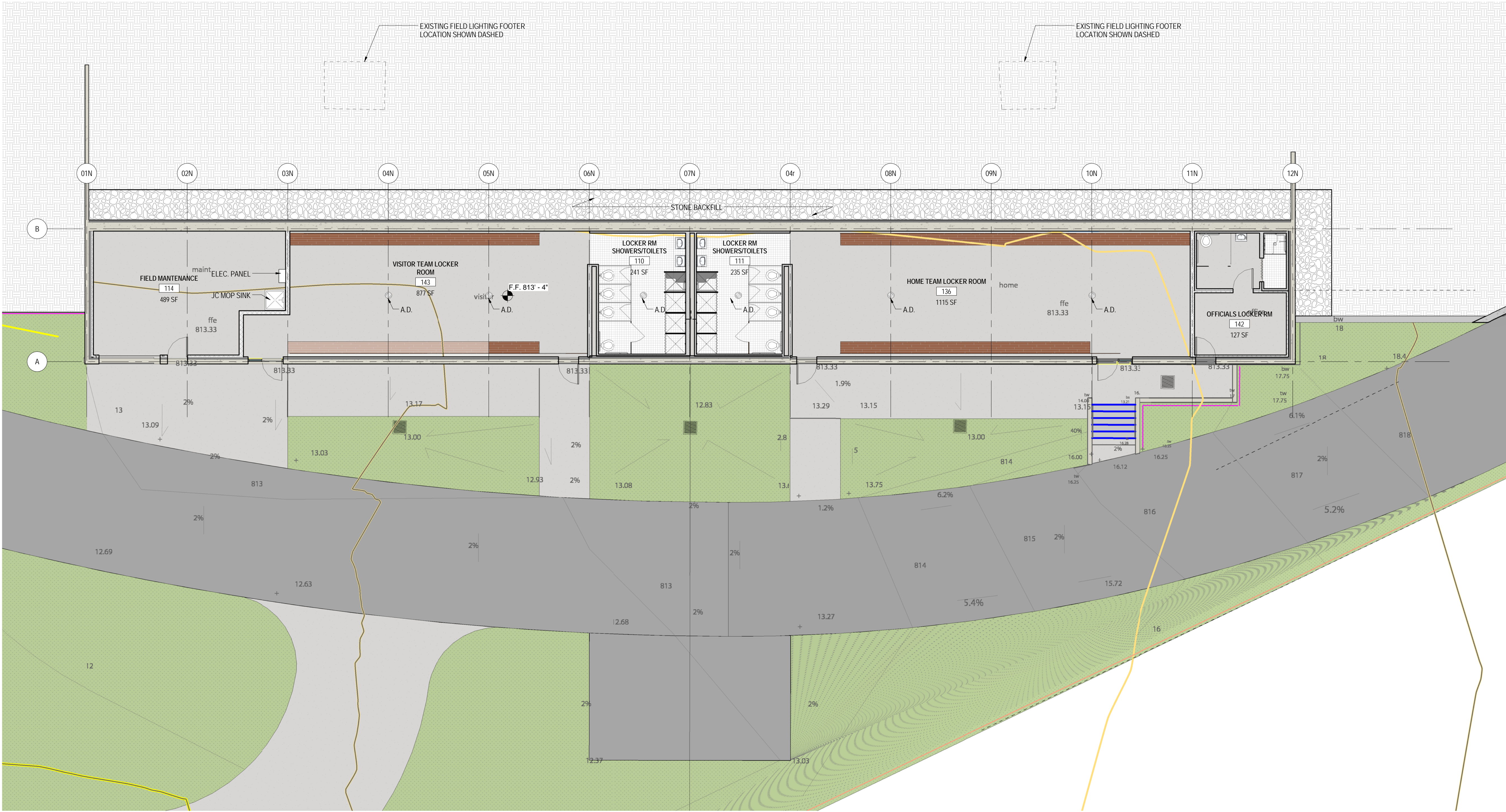
3176 Fort Ave, Lynchburg, VA 24501

Client Project Number
VMDO Project Number
Checked By
Drawn By

XXXXX
14-1136B
JC
NB/AK

ARCHITECTURAL SITE
PLAN

A010



FLOOR PLAN GENERAL NOTES

1. SEE LANDSCAPE DRAWINGS FOR HARDSCAPE ELEMENTS, PAVING AND SITE WALL ADJACENT TO THE BUILDING.
2. IF INDICATED IN SPECIFICATIONS PROVIDE BULLNOSED CMU AT ALL INTERIOR EXPOSED OUTSIDE CORNERS UNLESS OTHERWISE NOTED.
3. LOCATE ROUGH OPENINGS FOR DOORS 4" FROM INSIDE FACE OF INTERSECTING WALL UNLESS OTHERWISE NOTED.
4. REFER TO LIFE SAFETY PLANS FOR ADDITIONAL RATED CONSTRUCTION INFORMATION.
5. ALL DIMENSIONS ARE TO FINISH FACE OF WALL, MASONRY OPENING, AND OUTSIDE EDGE OF DOOR FRAME (NOMINAL), U.N.O.
6. PROVIDE ACCESS PANELS / DOORS IN PARTITIONS AT ALL LOCATIONS REQUIRING ACCESS. PANELS SHALL MAINTAIN FIRE RATING.
7. PROVIDE WOOD BLOCKING OR 18 GAUGE METAL STRAPPING BEHIND G.W.B. WHERE REQUIRED TO SUPPORT FIXTURES OR EQUIPMENT PROVIDED IN THE CONTRACT OR BY OTHERS.
8. WHERE METAL FRAMING REQUIRES SUPPORT AT COLUMNS & BEAMS, PROVIDE METAL STAND-OFFS PRIOR TO APPLYING FIREPROOFING.
9. ALL M.E.P. AND I.T. SYSTEMS ARE TO BE CONCEALED WITHIN WALL OR CEILING CAVITY, U.N.O.
10. SEE SHEET A002 FOR PARTITION TYPES.
11. DIMENSIONS ARE TO FINISHED FACE OF PARTITION TYPE AS DEFINED ON SHEET A002. FINISH TYPES (TILE, WOOD PANELING, WAINSCOT, WALL COVERINGS, ETC.) ARE NOT INCLUDED.
12. SEE ELEVATION SHEETS A200 FOR EXTERIOR FRAME TYPE TAGS.
13. SEE A500 SERIES FOR FRAMES TYPES.
14. SEE INTERIOR ELEVATION SHEETS A700s FOR INTERIOR FRAME TYPE TAGS.

SUPPLEMENTAL:

1. SEE FOOD SERVICE DRAWINGS FOR ALL KITCHEN AND SERVARY WORK.

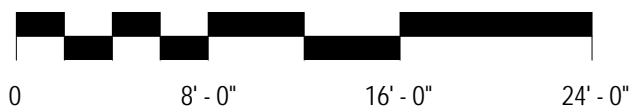
KEYNOTES

MATERIALS IN PLAN

- CONCRETE (WALL)
- CONCRETE (FLOOR)
- CONCRETE (DOUBLE SLAB)
- CMU
- GLAZED CMU
- BRICK
- CERAMIC TILE
- GROUND
- STONE

1 FLOOR PLAN - LOCKER ROOM
A101 A101 1/8" = 1'-0"

GRAPHIC SCALE - 1/8" = 1'-0"



VMDO ARCHITECTS

200 E MARKET STREET
CHARLOTTESVILLE, VA 22902
P 434.296.5684 F 434.296.4496
www.vmdo.com

DRAWING NOT FOR CONSTRUCTION

Issues and Revisions

NO.	SUBMITTAL	DATE
1	90% Construction Documents	12.19.2014



CITY OF LYNCHBURG

LYNCHBURG CITY STADIUM IMPROVEMENTS

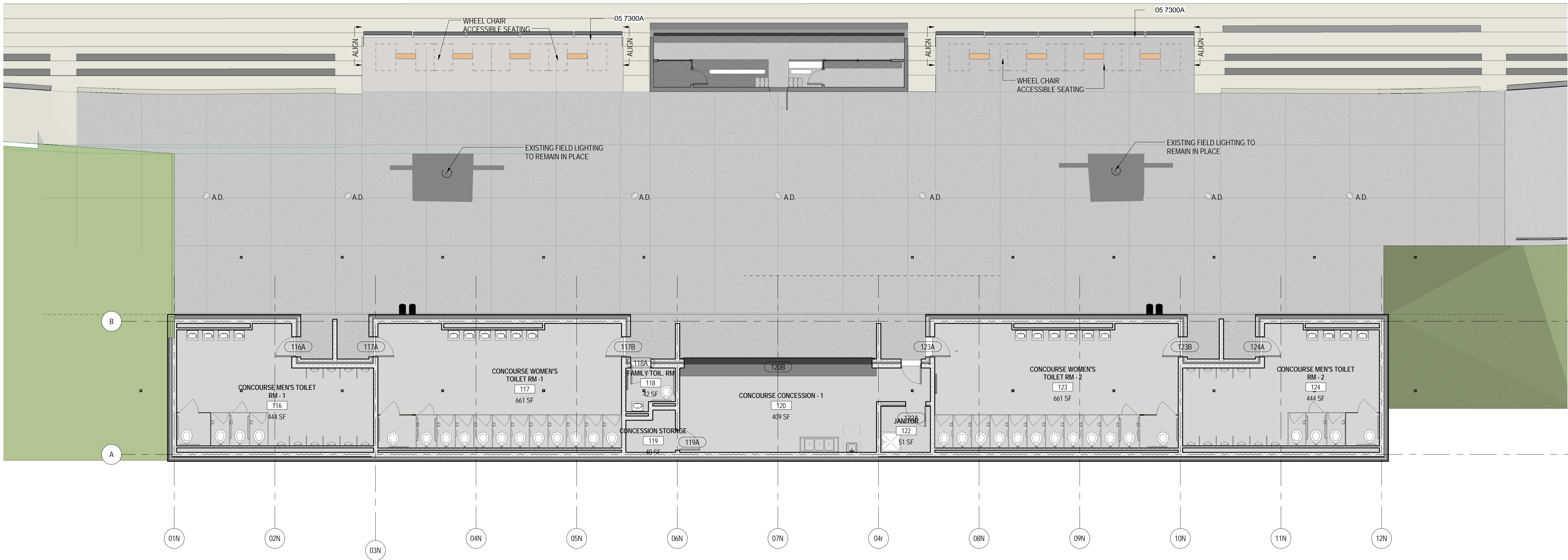
3176 Fort Ave, Lynchburg, VA 24501

Client Project Number
VMDO Project Number
Checked By
Drawn By

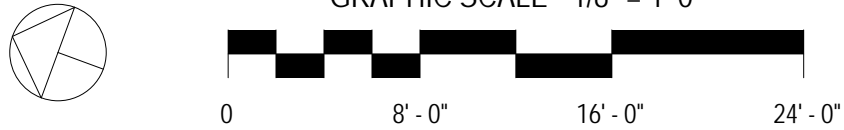
XXXXX
14-1136B
Checker
Author

FLOOR PLAN - LOCKER ROOM

A101



1 FLOOR PLAN - CONCOURSE LEVEL
A102, A102 1/8" = 1'-0"



FLOOR PLAN GENERAL NOTES

1. SEE LANDSCAPE DRAWINGS FOR HARDSCAPE ELEMENTS, PAVING AND SITE WALL ADJACENT TO THE BUILDING.
2. IF INDICATED IN SPECIFICATIONS PROVIDE BULLNOSED CMU AT ALL INTERIOR EXPOSED OUTSIDE CORNERS UNLESS OTHERWISE NOTED.
3. LOCATE ROUGH OPENINGS FOR DOORS 4" FROM INSIDE FACE OF INTERSECTING WALL UNLESS OTHERWISE NOTED. REFER TO LIFE SAFETY PLANS FOR ADDITIONAL RATED CONSTRUCTION INFORMATION.
4. ALL DIMENSIONS ARE TO FINISH FACE OF WALL, MASONRY OPENING, AND OUTSIDE EDGE OF DOOR FRAME (NOMINAL), U.N.O.
5. PROVIDE ACCESS PANELS / DOORS IN PARTITIONS AT ALL LOCATIONS REQUIRING ACCESS. PANELS SHALL MAINTAIN FIRE RATING.
6. PROVIDE WOOD BLOCKING OR 18 GAUGE METAL STRAPPING BEHIND G.W.B. WHERE REQUIRED TO SUPPORT FIXTURES OR EQUIPMENT PROVIDED IN THE CONTRACT OR BY OTHERS.
7. WHERE METAL FRAMING REQUIRES SUPPORT AT COLUMNS & BEAMS, PROVIDE METAL STAND-OFFS PRIOR TO APPLYING FIREPROOFING.
8. ALL M.E.P. AND I.T. SYSTEMS ARE TO BE CONCEALED WITHIN WALL OR CEILING CAVITY, U.N.O.
9. SEE SHEET A002 FOR PARTITION TYPES.
10. DIMENSIONS ARE TO FINISHED FACE OF PARTITION TYPE AS DEFINED ON SHEET A002. FINISH TYPES (TILE, WOOD PANELING, WAINSCOT, WALL COVERINGS, ETC.) ARE NOT INCLUDED.
11. SEE ELEVATION SHEETS A200 FOR EXTERIOR FRAME TYPE TAGS.
12. SEE A500 SERIES FOR FRAMES TYPES.
13. SEE INTERIOR ELEVATION SHEETS A700's FOR INTERIOR FRAME TYPE TAGS.

SUPPLEMENTAL:

1. SEE FOOD SERVICE DRAWINGS FOR ALL KITCHEN AND SERVRY WORK.

KEYNOTES

05 7300A DECORATIVE METAL RAILINGS - STEEL PLATE RAIL

MATERIALS IN PLAN

- CONCRETE (WALL)
- CONCRETE (FLOOR)
- CONCRETE (DOUBLE SLAB)
- CMU
- GLAZED CMU
- BRICK
- CERAMIC TILE
- GROUND
- STONE

VMDO ARCHITECTS

200 E MARKET STREET
CHARLOTTESVILLE, VA 22902
P 434.296.5684 F 434.296.4496
www.vmdo.com

DRAWING NOT FOR CONSTRUCTION

Issues and Revisions

NO.	SUBMITTAL	DATE
1	90% Construction Documents	12.19.2014



CITY OF LYNCHBURG
LYNCHBURG CITY STADIUM IMPROVEMENTS

3176 Fort Ave, Lynchburg, VA 24501

Client Project Number
VMDO Project Number
Checked By
Drawn By

XXXXX
14-1136B
Checker
Author

FLOOR PLAN - CONCOURSE LEVEL

A102

FLOOR PLAN GENERAL NOTES

1. SEE LANDSCAPE DRAWINGS FOR HARDSCAPE ELEMENTS, PAVING AND SITE WALL ADJACENT TO THE BUILDING.
2. IF INDICATED IN SPECIFICATIONS PROVIDE BULLNOSED CMU AT ALL INTERIOR EXPOSED OUTSIDE CORNERS UNLESS OTHERWISE NOTED.
3. LOCATE ROUGH OPENINGS FOR DOORS 4" FROM INSIDE FACE OF INTERSECTING WALL UNLESS OTHERWISE NOTED.
4. REFER TO LIFE SAFETY PLANS FOR ADDITIONAL RATED CONSTRUCTION INFORMATION.
5. ALL DIMENSIONS ARE TO FINISH FACE OF WALL, MASONRY OPENING, AND OUTSIDE EDGE OF DOOR FRAME (NOMINAL), U.N.O.
6. PROVIDE ACCESS PANELS / DOORS IN PARTITIONS AT ALL LOCATIONS REQUIRING ACCESS. PANELS SHALL MAINTAIN FIRE RATING.
7. PROVIDE WOOD BLOCKING OR 18 GAUGE METAL STRAPPING BEHIND G.W.B. WHERE REQUIRED TO SUPPORT FIXTURES OR EQUIPMENT PROVIDED IN THE CONTRACT OR BY OTHERS.
8. WHERE METAL FRAMING REQUIRES SUPPORT AT COLUMNS & BEAMS, PROVIDE METAL STAND-OFFS PRIOR TO APPLYING FIREPROOFING.
9. ALL M.E.P. AND I.T. SYSTEMS ARE TO BE CONCEALED WITHIN WALL OR CEILING CAVITY, U.N.O.
10. SEE SHEET A002 FOR PARTITION TYPES.
11. DIMENSIONS ARE TO FINISHED FACE OF PARTITION TYPE AS DEFINED ON SHEET A002. FINISH TYPES (TILE, WOOD PANELING, WAINSCOT, WALL COVERINGS, ETC.) ARE NOT INCLUDED.
12. SEE ELEVATOR SHEETS A200 FOR EXTERIOR FRAME TYPE TAGS.
13. SEE A500 SERIES FOR FRAMES TYPES.
14. SEE INTERIOR ELEVATION SHEETS A700s FOR INTERIOR FRAME TYPE TAGS.

SUPPLEMENTAL:

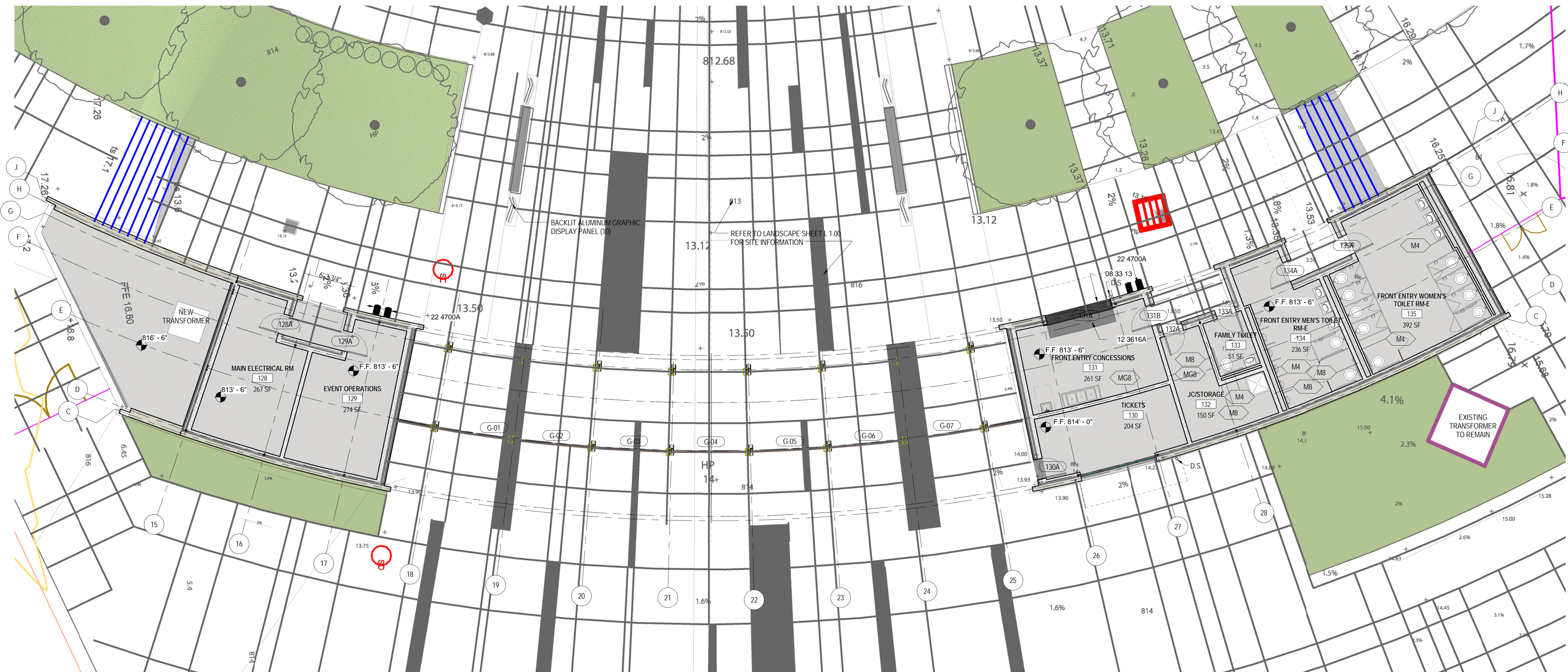
1. SEE FOOD SERVICE DRAWINGS FOR ALL KITCHEN AND SERVERY WORK.

KEYNOTES

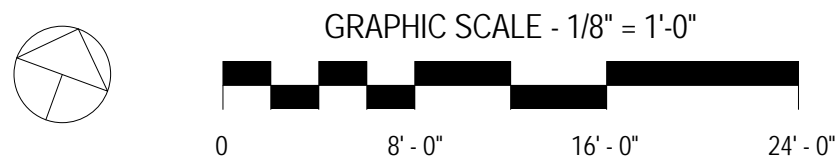
METAL COUNTERTOPS - STAINLESS STEEL COUNTER
DRINKING FOUNTAINS AND WATER COOLERS

MATERIALS IN PLAN

- CONCRETE (WALL)
- CONCRETE (FLOOR)
- CONCRETE (DOUBLE SLAB)
- CMU
- GLAZED CMU
- BRICK
- CERAMIC TILE
- GROUND
- STONE



1 FLOOR PLAN - FRONT ENTRY GATE
A103 / A103 1/8" = 1'-0"



DRAWING NOT FOR CONSTRUCTION

Issues and Revisions

NO.	SUBMITTAL	DATE
1	90% Construction Documents	12.19.2014



CITY OF LYNCHBURG
LYNCHBURG CITY STADIUM IMPROVEMENTS

3176 Fort Ave, Lynchburg, VA 24501

Client Project Number
VMDO Project Number
Checked By
Drawn By

XXXXX
14-1136B
Checker
Author

FLOOR PLAN - FRONT ENTRY

A103

VMDO ARCHITECTS

200 E MARKET STREET
CHARLOTTESVILLE, VA 22902
P 434.296.5684 F 434.296.4496
www.vmdo.com